

Technische Daten: Art.-Nr.: 870100

Wandaußenmaß: 360 x 300 cm

Bohlenstärke: 70 mm



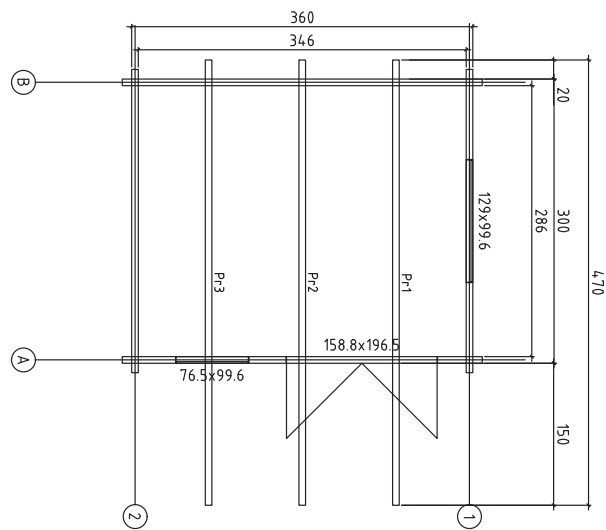
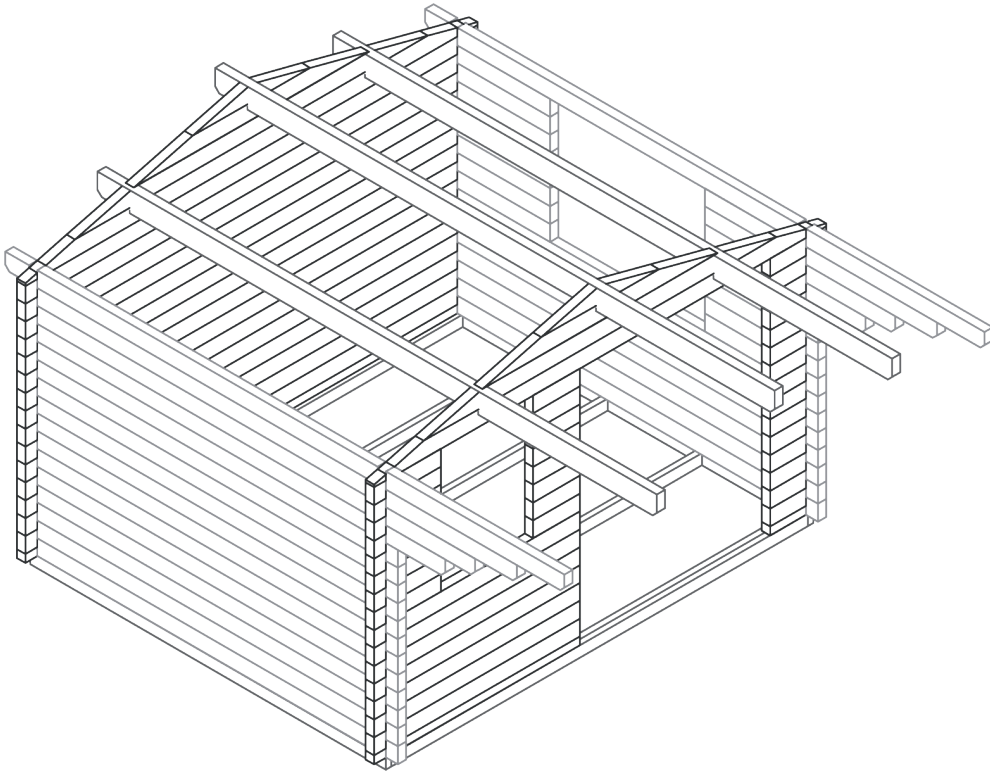
Nordkap 70-A

Kontrolliert durch:

Empty box for signature or name.

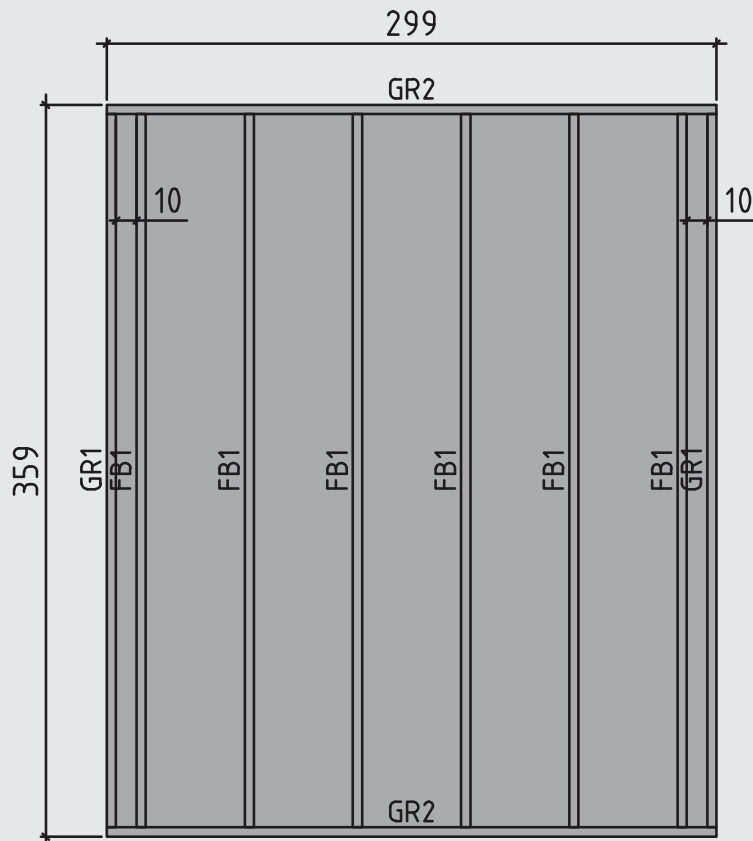
Achtung: Alle angegebenen Maße sind ca.-Maße!

3D-Darstellung und Grundriss 870100



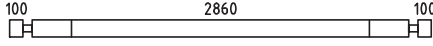
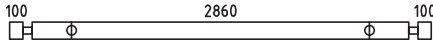

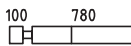


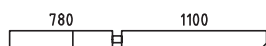





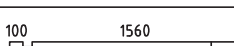



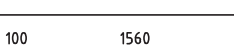


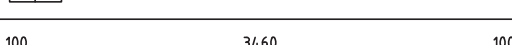





Lagerholzplan und Fundamentplan 870100

Wir empfehlen als Fundament für Ihr Gartenhaus eine vollflächig,
festgegründete gepflasterte oder betonierte Fläche.
Wahlweise ist auch ein Punkt- oder Streifenfundament möglich.
Frei wählbare Abstände aller innenliegender Fundamenthölzer.
Maximaler Abstand jedoch 65 cm.



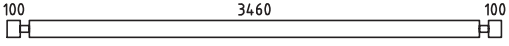
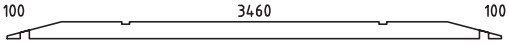







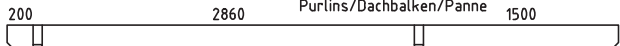










Teileliste 1

870100

Pos	Nordcap 70 A	Arv	Profil (mm)	LENGTH (mm)
001		2	70x130	3200
002		2	70x130	3200
003		15	70x130	3200
004		13	70x130	950
005		1	70x130	1350
006		1	70x130	1600
007		1	70x130	1950
008		1	70x130	4700
009		1	70x130	3600
010		1	70x130	3850
011		1	70x130	4200
012		1	70x130	4700
013		1	70x65	1730
014		1	70x65	472
015		1	70x130	1730
016		15	70x130	472
017		6	70x130	1730
018		8	70x130	562
019		8	70x130	393
020		1	70x130	3800
021		7	70x122	464
022		1	70x130	1917
023		1	70x130	1977
024		1	70x122	464
025		1	70x65	3800

Teileliste 2















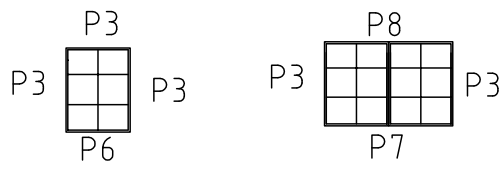
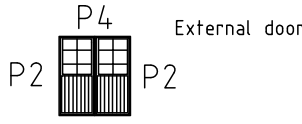













870100

Pos	Nordcap 70 A		Arv	Profil (mm)	LENGTH (mm)
026		Wall-log/Bohle/Madrier	15	70x130	3800
027		Wall-log/Bohle/Madrier	1	70x130	3800
028		Wall-log/Bohle/Madrier	1	70x130	1917
029		Wall-log/Bohle/Madrier	1	70x130	1977
GR1		FLOORBEAMS/Fundament/Solive	2	45x90	3500
GR2		FLOORBEAMS/Fundament/Solive	2	45x90	2990
FB1		FLOORBEAMS/Fundament/Solive	6	45x90	3500
Pr1		Purlins/Dachbalken/Panne	1	70x170	4700
Pr2		Purlins/Dachbalken/Panne	1	70x170	4700
Pr3		Purlins/Dachbalken/Panne	1	70x170	4700
	WINDOW/FENSTER 1290x996		1		
	WINDOW/FENSTER 765x996		1		
	DOOR/TÜR 1588x1965		1		
1	Screws/Schrauben/Vis 5x100 mm- For fixing first row of wall logs /Fixierung des ersten Bohlenkranzes/Pour fixer les lames de plancher		6		
2	Nails/Nägel/Clous 2.5x50 - For fixing floorboards/ Befestigung Fussbodenbretter/Pour fixer les lames de plancher		280		
3	Nails/Nägel/Clous 2.5x50 - For fixing roofboards/ Befestigung Dachbretter/Pour fixer les voliges		370		
4	Nails/Nägel/Clous 2.5x50 - For fixing floor edge trims/ Befestigung Fussleisten/Pour fixer les plinthes du plancher		30		
5	Nails/Nägel/Clous 2.5x50 - For fixing roofing felt fillet/ Befestigung giebelabschlussbrett/Pour fixer la latte de finition de la couverture		20		
6	Screws/Schrauben/Vis 2,5x50 mm- For fixing roof side boards and roof edge reinforcement Befestigung Traufenbretter und Traufenleisten Pour fixer les planches de rive et le tasseau de refront		44		
7	Screws/Schrauben/Vis 2,5x50 mm- For fixing fascia boards and diamonds/ Befestigung Giebelblende und Raute Pour fixer les planches de rive et le diamant		28		
8	Screws/Schrauben/Vis 2,5x50 mm- For fixing fwindow and door trims/ Befestigung Fenster und türen/ Pour fixer les croisillons des fenestres et des portes		44		
9	Metal storm Brace/Gewindestange/Tige filetee 10 mm		5		
10	Shim;Nuts/Mutter ,U-Scheibe/Ecrou;Rondelle 10 mm For fixing storm braces/ Pour fixer les anti tempete/ Für Sturmleisten Pour fixer les croisillons des fenestres et des portes		5 /5		
	Metal storm Brace/Gewindestange/Tige filetee 10 mm KL1 M10 2,13 m 4 Screws 180 10 pcs. KL2 M10 2,50 m 1 Plastic caps 5 pcs.				

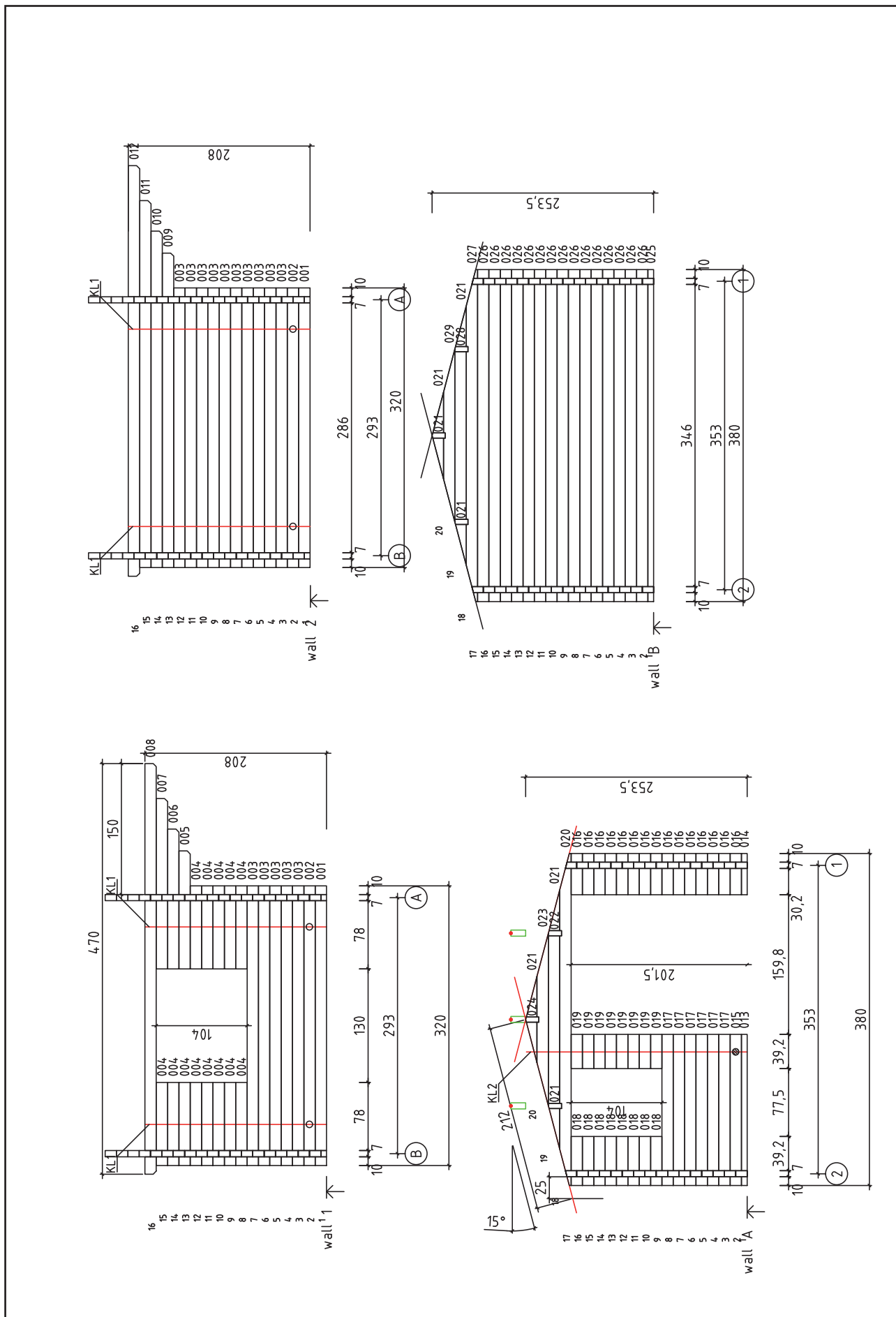
Teileliste 3

870100

Specification for Nordcap 70 A 70x130 mm

POS	ST.	B	H	L	Teileliste		
FB1	Vt. spetsi					FUNDMENTHOLZER	
F2	9,89 m ²	28		2855		FUSSBODENBRETTER	40/31/26
R1	3	70	170	4700		DACHBALKEN	
R2	19,92 m ²	20		2120		DACHBRETTER	122/94/78
R3	2	20	120	4700		Traufenbretter	
R4	2	45	65	4700		Traufenbretter	
R5	4	20	120	2300		Giebelabschlussleiste	
R6	4	20	90	2300		Giebelabschlussleiste	
WN07	1	765	996				
WN13	1	1290	996				
DR16	1	1588	1965				
P1	14 m	20	40			Fußbodenleiste	
P2	4	20	90	1945		Türleiste DR 16	
P3	10	20	90	1100		Türleiste und Fensterleiste DR 16; WN 07	
P4	2	20	90	1890		Türleiste DR 16	
P6	2	20	90	725		Fensterleiste WN07	
P7	2	20	90	1250		Fensterleiste WN013	
P8	2	20	90	1590		Fensterleiste WN13	

Wandpläne 1, 2, A und B 870100



Detail 870100

